

Local Market Updates

Based on Single Family (Residential and Condo) listings



Jefferson County

April

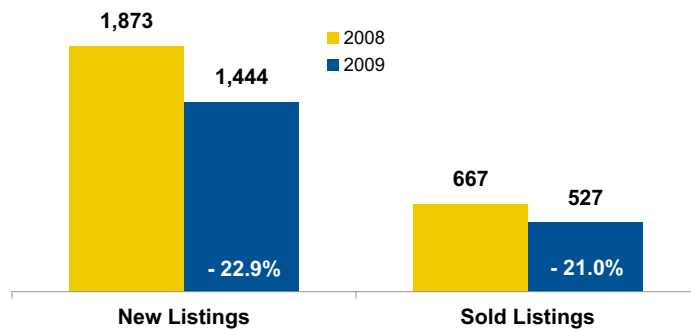
Year to Date

	2008	2009	Change	2008	2009	Change
New Listings	1,873	1,444	- 22.9%	6,534	5,512	- 15.6%
Sold Listings	667	527	- 21.0%	2,242	1,770	- 21.1%
Median Sold Price*	\$222,500	\$210,750	- 5.3%	\$223,000	\$205,950	- 7.6%
Average Sold Price*	\$263,170	\$234,236	- 11.0%	\$269,428	\$238,346	- 11.5%
Percent of Sold Price to List Price*	97.5%	97.2%	- 0.3%	97.6%	97.1%	- 0.5%
Total Days on Market	102	102	- 0.7%	111	102	- 8.1%
Active Listings	NA	3,500	--	--	--	--

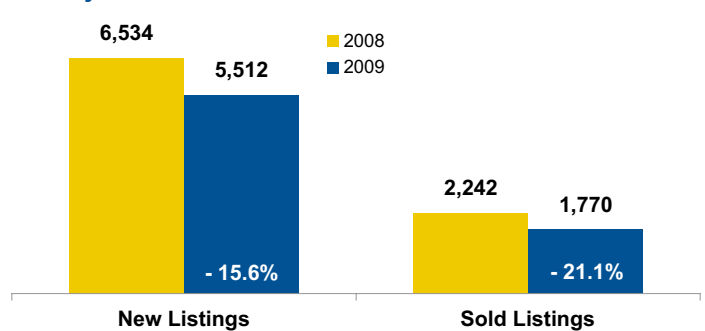
*Does not account for sale concessions and/or down payment assistance.

Figures in this report are for one month worth of activity. As such, they can sometimes look extreme due to the small sample size involved.

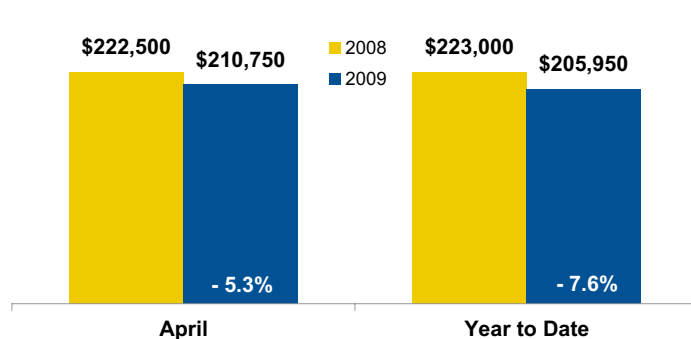
Activity—Most Recent Month



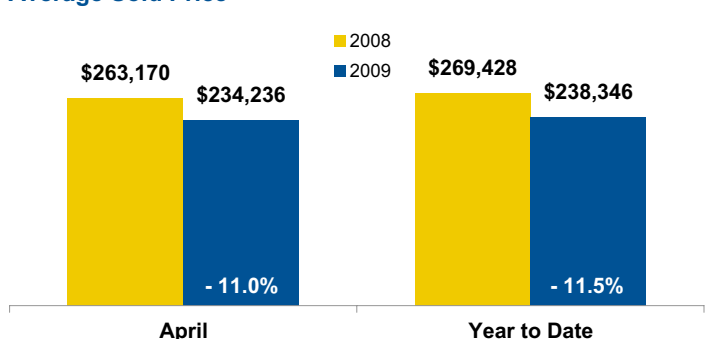
Activity—Year to Date



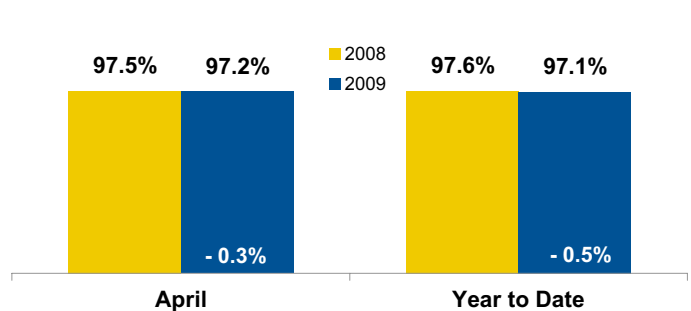
Median Sold Price*



Average Sold Price*



Percent of Sold Price to List Price*



Total Days on Market

